


10BASE-T1S Ethernet PHY with RMII

Manufacturers	Microchip Technology, Inc
Package/Case	VQFN
Product Type	
RoHS	
Lifecycle	



Images are for reference only

Please submit RFQ for LAN8671B1-E/U3B or [Email to us: sales@ovaga.com](mailto:sales@ovaga.com) We will contact you in 12 hours.

[RFQ](#)

General Description

The Microchip LAN8671 is a compact, low power, and cost-effective single-port 10BASE-T1S Ethernet physical layer transceiver designed according to the IEEE Std 802.3cg-2019™ specification. The device provides 10 Mbit/s half-duplex transmit and receive capability over single-balanced pair medium such as Unshielded Twisted Pair (UTP) cable. The LAN8671 is designed for use in applications requiring extended temperature range (-40°C to +125°C). The device is also compliant to industrial EMC and EMI requirements. The single power supply and simple analog front end simplifies its integration into small form factor applications.

The LAN8671 allows for the creation of both multidrop and point-to-point network topologies. Point-to-point link segments of up to at least 15m in length are supported. The multidrop mode supports up to at least 8 PHYs connected to a common mixing segment of up to at least 25m in length. The ability to connect multiple PHYs to a common mixing segment reduces weight and implementation costs by reducing cabling and switch ports.

The LAN8671 supports communication with an Ethernet MAC via standard RMII interface. An integrated serial management interface (SMI) provides rapid register access and configuration at up to 4 MHz.

Access to the physical medium is managed by CSMA/CD and optionally supplemented by Physical Layer Collision Avoidance (PLCA).

The LAN8671 is designed to be used in functional safety related applications.

Microchip's complimentary and confidential LANCheck® online design review service is available for customers who have selected our products for their application design-in. The LANCheck online design review service is subject to Microchip's Program Terms and Conditions and requires a myMicrochip account.

For additional evaluation board information, please contact Microchip Support or Sales.

Features

High-performance 10BASE-T1S Ethernet PHY

High-performance 10BASE-T1S Ethernet PHY

Designed according to IEEE Std 802.3cg-2019™

10 Mbit/s over single balanced pair

10 Mbit/s over single balanced pair

Half-duplex point-to-point link segments

Half-duplex multidrop mixing segments

Reduced Media Independent Interface (RMII) with Serial Management Interface (SMI) for rapid register access

Carrier Sense Multiple Access / Collision Detection (CSMA/CD) media access control

Physical Layer Collision Avoidance (PLCA)

Allows for high bandwidth utilization by avoiding collisions on the physical layer

Allows for high bandwidth utilization by avoiding collisions on the physical layer

Burst mode for transmission of multiple packets for high packet rate latency-sensitive applications

Enhanced electromagnetic compatibility / electromagnetic interference (EMC/EMI) performance

Single 3.3V supply

Small footprint 24-pin VQFN packaging (4 x 4 mm) with wettable flanks


Microchip Functional Safety Ready

Related Products




[VCC6-LAB-122M880000](#)

Microchip Technology, Inc
LDFN




[LAN9354I/ML](#)

Microchip Technology, Inc
VQFN-56



[LAN8720A-CP-ABC](#)

Microchip Technology, Inc
QFN-24



[LAN8670B1-E/LMX](#)

Microchip Technology, Inc
VQFN



[VCC6-LAC-133M500000](#)

Microchip Technology, Inc
LDFN



[VCC6-LAF-50M0000000](#)

Microchip Technology, Inc
LDFN



[VCC6-LAF-122M880000](#)

Microchip Technology, Inc
LDFN



[VCC6-LAD-66M0000000_SNPB](#)

Microchip Technology, Inc
LDFN